



CASA SIESTA
ENGELBERG

Welcome to House Siesta in Engelberg

This booklet serves as a guide with everything you need to know. It includes general information, house rules, emergency contacts, and key features to explore.

Have a great stay!





Welcome

Hi dear guest,

Welcome to **Casa Siesta** in Engelberg with a stunning view of the Mount Titlis!
We are thrilled to have you here.

Hosting travelers like yourself is always a pleasure and we're excited to help you get to know our little slice of paradise or help you get reacquainted if you're a returning guest. We've compiled some valuable sightseeing tips and local insights in this guide, just in case you need them.

Within this manual, you'll find everything necessary for a comfortable stay in our apartment. It includes **safety instructions, check-in and check-out** instructions and instructions on how to operate the appliances (and, of course, the all-important Wi-Fi code). You'll also find our contact details in case you require assistance during your visit. Please don't hesitate to reach out to us.

Make the most of your time in Engelberg!

Warm regards,
Manuel and Maura

Wifi Connection

Connection name: **Siesta-Guest**
Wifi Password: **WorkLess-SkiMore**



Primary Contacts

Cleaners	+41 41 500 11 22
Wisi (helping hand)	+41 79 215 69 22
Host	+41 79 276 63 37

The host may not be available for several hours due to shift work.
Please send text message via AirBnB if possible.

Emergency Contacts

Emergency/Ambulance	144
Swiss Air Rescue (REGA)	1414
Fire Brigade	118
Police	117
Poisoning	145

Important numbers

Doctors in Engelberg	
Dr. med. Rausch	+41 41 637 33 33
Dr. med. Ehrat	+41 41 637 40 60
Dr. med. Bucher	+41 41 637 00 30
Veterinary practice in Engelberg	
Med. vet. Kocher	+41 79 224 96 96

IMPORTANT: In the event that the concerned physician is unavailable, please contact 144 immediately in case of an emergency.

Taxi Service

Taxi-Service Kurt	+41 79 341 85 79
Taxi Hess	+41 79 669 94 15
Titlis Taxi	+41 79 903 93 73

Check Out Information

Check Out Time

You can check out anytime **before 10:00**.

If you desire to check-out later, please ask us at least 48 hours before check-out so that we can check for you if it's possible.

Check-Out Checklist

Please follow these instructions before you check-out:

- Take off the **bed linen**
- Empty **fridge** completely
- Wash **dishes** or start dishwasher
- Turn off all **electrical heating** if used in bedrooms and bathrooms
- Turn off al **lights** and other **electronic devices**
- Check that all **windows** and **doors** are closed
- Lock the **main entrance door** and check that the **garage door** is locked as well
- Place the **keys** back to the **key lock** where you collected the keys at check-in and turn the code to a random number
- **Dispose all garbage and recycling waste**, see below "Trash and Recycling"

Damages or issues

Please inform us of any damages or other issues so that we can have them fixed before the next guests check-in.

Thank you very much for your help!

Trash and Recycling

Please dispose all garbage and recycling waste before departure.

General Waste: General waste, which includes items that cannot be recycled or composted, should be placed in the designated **blue waste bags** provided in the apartment (one bag at your disposal in the apartment, more can be purchased at supermarkets, cost: CHF 2.50 each).

You can find **trash containers** on Schwandstrasse, in the corner of the sharp turn into Zelglistrasse or down in the village.

Plastic/Glass/Aluminium: In the kitchen you find bins for the following waste separation: plastic bottles, glass bottles and aluminium cans.

Aluminium Coffe Capsules: please use the box in the kitchen to dispose the coffee capsules.

Waste disposal in Engelberg



Containers for blue tragg bags



Recycling center (Glass, Plastic Bottles, Nespresso Capsules, Organic Waste, Metal cans, ...)

Safety Instructions

Your safety during your stay is of utmost importance to us, and we want to ensure you are well-informed about the safety instructions in our apartment.

Fire Safety

The **fire extinguisher** is located in the small coat room at the entrance of the apartment.

The **fire blanket** is located at the wall in the kitchen in a red bag.

Fire Alarm and Smoke Detector Location:

- The smoke detector is located in the living room. It is designed to detect the presence of smoke in the event of a potential fire.

How to React in Case of Smoke Alarm:

1. Stay Calm: If the smoke alarm is triggered, remain calm. Most often, it's a minor incident that has caused the alarm.
2. Identify the Source: Quickly assess the situation to determine the source of the smoke. If it's from cooking, open windows and doors to ventilate the area.
3. Check for Fire: If fire is confirmed, fight the fire with the fire extinguisher and/or the fire blanket. Do not risk to harm yourself and evacuate the apartment immediately. Call the local emergency number (in Switzerland, dial 118) to report the fire.
4. Ventilate the Area: If the smoke is not due to a fire, but rather a result of cooking or other non-emergency situations, open windows and doors to allow fresh air to enter and dissipate the smoke.
5. Silencing the Alarm: In the case of a false alarm, you can silence the smoke alarm by inserting the **CODE 2018** in the Alarm System located in the kitchen. Ensure the source of smoke is completely resolved before doing so.
6. Notify Us: Please notify us immediately if the alarm was triggered, whether it was a minor incident or a false alarm. We want to ensure that everything is safe for your stay.

First Aid Kit

You can find a **First Aid Kit** in the **big closet** in the **Master Bedroom**.

Please let us know if you used the First Aid Kit so that we can replace the missing items. Thank you.

House Rules

Maximum number of guests: 5

The total number of guests in your reservation applies to **anyone accessing the space during your stay**, not just guests staying overnight. If you have more guests over than your booking was made for, you will either be charged for the additional number of guests during your stay or your booking will be canceled immediately without refund.

Respect the spaces as it where your home

Please **treat the space with respect** as if it was your own home. Please do not re-arrange the furniture. You, as the booking guest, are responsible for any damage or missing items caused by yourself or any one of your guests accessing the cozy home during your stay.

No Smoking

NO SMOKING of any kind (cigarettes, vaping, e-cigarettes,...) inside the property. Smoking is allowed **OUTSIDE** or **ON THE BALCONY**; please dispose of cigarette butts appropriately.

Pets

PETS: only **1 pet less than 30 kg** is allowed. Please inform us at time of booking. Subject to a CHF 100 pet fee per stay. Pet is considered unauthorized, subject to penalties if not declared at time of booking.

Quiet times

Quiet Times: 22:00-7:00 MONITORED AND STRICTLY ENFORCED.

Parties and Social Gatherings

Parties, gatherings, and other social functions are not allowed.

Parking

Your reservation includes **1 parking space** for a mid-sized or compact car. If you have an additional vehicle, parking is only available down in town on a first come first serve basis. If you are unsure about your vehicle, please contact us.

Illegal drugs

If guests are suspected of carrying and/or using illegal drugs of any kind, the authorities will be engaged, and **GUESTS WILL BE VACATED FROM THE PROPERTY IMMEDIATELY**.

No eating and drinking in bedrooms

Please don't eat or drink in the bedrooms.

Doors and Windows

Ensure windows are closed and the door is securely locked when you're away.

Keys

Keys should remain to your possession during the stay. Duplication of keys are prohibited.

Other things to note

- Please acknowledge that occasionally, we may leave consumables such as condiments or snacks left behind by previous guests if they are not empty. We try our very best to ensure that it is not expired or stale. **HOWEVER**, it is up to the guests' discretion and inspection to consume these items if they wish. The host does not take any responsibility for these consumables.
- **Children friendly DOES NOT MEAN the area is CHILD-PROOF.** It is the responsibility of the guardian/parent to monitor their children's actions **AT ALL TIMES**.
- Please be advised the **hot water boiler** has sufficient hot water for 2 consecutive showers (approx. 10 minutes each in length). If there are more than 2 guests, spacing out showers between morning and evening will allow for complete re-heating of the water boiler.
- Lastly, because this is a vacation rental community not a hotel, please be respectful of the property and keep it clean before you leave. (Respect our property and our things).

Violation Fees

- Extra guest penalty: CHF 100 per extra guest not recorded on your confirmed reservation
guest number **NO PARTIES OR GATHERINGS**
- Unauthorized party/gathering fee: CHF 700
- Unauthorized pet fee: CHF 300
- Noise complaint fee (After first warning): CHF 100 per complaint
- Indoor smoking fee: CHF 500
- Extra dish cleaning: CHF 15
- Late checkout fee: CHF 50 per 30 minutes after checkout time
- Lost keys charge: CHF 50 per lost key
- Left behind trash and recyclable waste: CHF 50

Parking

Garage (1. priority)

Your rental includes parking in the garage.

If possible please always park in the garage, that makes it easier for the residents on the ground floor to park their car.

PLEASE NOTE: The maximal length of the car is around 4.5 meters, the maximal height is around 2.05 meters in order to fit into the garage.

Outside (in front of garage door, 2. priority)

If your car doesn't fit into the garage, please feel free to park your car outside of the garage.

Please always park **as far right against the wall and pretty close to the garage door as possible** in order to allow a second car to be parked to the left of yours without blocking each other.

Parking for more cars

If you need parking space for **more than 2 cars**, please park down in town.

Parking on the street or on other private properties is **NOT ALLOWED**.

Thank you!

Keys and Doors

Keys

- Upon arrival, you will find **two keys** in the key-locker, conveniently located near the garage door in the **mailbox**.
- One key is for the garage door, which provides access to the parking area.
- The other key is for the main entrance door located at the back of the house.

Garage Door

- Use the garage door key to access the garage where you can park your vehicle securely.
- Please ensure the garage door is fully closed after use to maintain security and maintain a constant temperature in the garage.
- In order to open the garage door from the inside you need to lift the little knob to the left of the door handle with quite some pressure to unlock the mechanism.

Connection door (Garage to Apartment)

- Inside the garage, you'll find a connecting door that leads directly to the apartment.
- Typically, this door is left unlocked for your convenience.
- If needed, you can lock this door with the key that is always kept in the door's lock.

Please note

- Ensure you have your keys with you at all times or leave them in the key-locker, especially when leaving the apartment or garage.
- In the event of losing a key, please notify us immediately so that we can take appropriate action to ensure your security.

Snow Cleaning

After a snowfall, we want to ensure you have the necessary information to navigate the snow removal process effectively:

Private Street Snow Removal

- The street leading to our house is a private street, and snow removal is conducted by a private company.
- Please be aware that immediate snow removal may not always be possible, especially during heavy snowfall when the entire village requires snow removal services.
- We kindly ask for your patience and understanding during these times.
- Whenever feasible, consider avoiding the use of your car until the street has been cleared to prevent any inconvenience.

Parking Lot Snow Removal

- The parking lot in front of the garage door is also cleared of snow by a private individual.
- This person is responsible for several private parking spaces in the area, which can occasionally lead to delays in snow removal.
- We appreciate your understanding if snow clearance is not immediate.
- Your cooperation in keeping this area accessible and unobstructed is greatly appreciated.

Please note

- When driving, make sure your vehicle is equipped with suitable **winter tires**, and drive at reduced speeds to ensure safety.
- If the road is snow-covered and conditions are challenging, we highly recommend using **snow chains** on your vehicle's tires for added traction and stability. Snow chains can greatly improve your control when driving on steep or slippery surfaces.
- You can find a **snow shovel** in the garage if you need to remove snow from the parking lot, the balcony or the back of the house.

Heating

Main Oil Heating

The room temperature of all living spaces is regulated by the thermostat on the left side of the door that connects the living room with the kitchen. This thermostat controls the main oil heating in the living room. Heat dissipates slowly from the living room to all other rooms. If the doors of the small bedrooms stay open during the day they heat up well.

The oil pump is located in the kitchen, to the left of the stove. When in action, the pump produces a humming noise for several seconds, this is completely normal. Important: the pump needs to be permanently connected to the electricity outlet, do not remove the plug.

Turning On the Heating and adjusting the temperature:

- Locate the electronic smart thermostat on the wall in the living room behind the door that leads to the kitchen
- Press the up or down arrows to adjust the desired temperature. The heating will gradually warm up the living room.
- Please be patient as it may take some time for the warmth to spread throughout the apartment.

Automatic temperature settings: To avoid excessive oil consumption, the thermostat controls the temperature automatically and reduces the temperature during night hours. Please let us know if the settings are not ideal.

Heating part 2

Electrical Floor Heating in main bedroom and bathroom

The main bedroom and main bathroom are equipped with electric floor heating. You can find the thermostats to the right of the large window and behind the door in the bathroom.

Main bedroom and bathroom

- To heat the main bedroom, consider using the additional electrical floor heating provided. You can find the thermostat on the wall on the right side of the window.
- If that is not sufficient, you can use the electrical wall heating located below the window in the main bedroom. The ON/OFF switch and the temperature regulation are on top of the heating itself.
- The main bathroom can be heated by an electrical floor heating, you can find the thermostat behind the door on the right side when you enter the bathroom.

Position 3 on both thermostats is an ideal setting.

Additional Electrical heating

If the other bedrooms remain chilly, consider using the additional electrical wall heating provided in each bedroom.

Bedroom with the 2 separate beds

you can find the switch on the wall on the left side of the window.

Bedroom with the bulk bed

You can turn on the electrical heating directly on the heating unit itself.

Alarm System

How the Alarm System Works

- If any of the detectors (smoke, water, or oil leak) are triggered, the alarm system will activate, and a loud alarm will sound.
- The alarm control panel in the kitchen will display the type of alarm (smoke, water, or oil leak).

How to deactivate the Alarm

- In case of an alarm, immediately proceed to the alarm control panel mounted on the kitchen wall.
- Enter the code "2018" using the numeric keypad on the control panel.
- The alarm will be deactivated, and the sound will stop.

Alarm System components

- **Smoke Detector:** Located in the living room, the smoke detector is designed to detect smoke, which may indicate a fire.
- **Water Detector:** Situated on the floor of the main bathroom, the water detector is triggered by the presence of water, such as in the event of a leak.
- **Oil Leak Detector:** Positioned on the kitchen floor near the oil heating system, the oil leak detector responds to the presence of oil.

Carbon Monoxide Detector

The Carbon Monoxide Detector is located in the hallway and operates independently.

Hot Water

Important Note Regarding Hot Water Supply

We want to ensure that your stay in our apartment is as comfortable as possible, and we value your awareness of the following detail regarding our hot water supply.

The water boiler in our apartment has a capacity of 100 liters, which, while sufficient for most needs, can lead to a temporary hot water shortage if several guests take longer consecutive showers. To ensure everyone has access to warm water, especially during peak usage times, **we kindly recommend taking shorter showers or dividing your showers when multiple people need to use them.**

Taking shorter showers not only helps ensure a consistent supply of hot water for everyone but also aligns with our efforts to be environmentally conscious. It **reduces energy consumption**, which is not only good for your stay but also contributes to our sustainable approach.

We appreciate your understanding and cooperation in this matter. If you have any questions or need further information, please feel free to reach out. Your comfort and consideration for the environment are both important to us.

Hot Water Boiler Instructions

Our boiler, while reliable, is an older model and operates at a slower pace due to its size.

The boiler operates independently, no switching is required.

To gauge the water temperature, the boiler is fitted with a thermometer which can be found on the kitchen cabinet below the kitchen sink and slightly to the right. You can use this thermometer to monitor the water's actual temperature.

Appliances

Television

You'll find a TV remote on the table. We have a smart TV equipped with streaming apps. Feel free to log in to your personal accounts and enjoy your favourite shows. Don't forget to log out before you leave!

To watch **regular TV-Channels** you need to use the **Zattoo-App** directly via Smart TV.

Press "Apps" on the remote to access the available services.

Coffee machine

Help yourself to the coffee capsules, stored in the kitchen beside the coffee machine.

We use recyclable pods, so please dispose of them in the provided clear bag for recycling purposes.

Washer and dryer

The washer/dryer is situated in the garage. You are welcome to use it during your stay. Refer to the user manual located between the machines before to be on the safe side. Feel free to use the washing powder on top of the machine.

Dishwasher

Ensure the dishwasher is full and set **program nr. 2** by **slowly turning the knob clockwise** before starting it. You'll find dishwasher tablets in the cupboard all to the left under the sink. The full cycle takes approximately **1 hour**. We kindly ask you to load the dishwasher and set it to run at the end of your stay.

Water Conservation and Energy-Saving

- **Hot Water Usage:** As part of our energy-saving measures, it's important to be mindful of hot water usage. Heating water requires energy, so please keep showers relatively short and avoid running the hot water tap unnecessarily.
- **Heating:** Heating consumes energy, especially the old oil heating system. Be conscious of temperature settings and room doors to prevent unnecessary heat loss.
- **Dishes and Laundry:** When using the dishwasher or washing machine, opt for energy-saving cycles whenever possible. Full loads are more efficient than partial ones.
- **Lights and Electronics:** Turn off lights, electronics, and appliances when not in use to reduce unnecessary energy consumption.

Thank you very much!

Important and useful Websites and Apps

Engelberg and Region

www.engelberg.ch

www.titlis.ch






www.brunni.ch

WEBCAMS: <https://www.titlis.ch/en/live/webcams>


Special Events Switzerland

<https://www.myswitzerland.com/en-nz/experiences/events/>

Apps

Weather		MeteoSwiss
Snow & Avalanches		WhiteRisk
Swiss Air Rescue		REGA
National Map App		swisstopo
Public Transport		SBB Mobile

For the little ones



Crib

The travel crib can be found in the garage (dark blue squared bag). Follow the instructions on the blue bag of the crib to set it up.

You can find kids bedding in the closet of the bedroom with the bunk bed.

High chair

You can find a high chair in the closet of the bedroom with the bunk bed. You only need to attach the four legs to the high chair in order to use it.

Plastic cups and tableware for children

You can find all these items in the kitchen cupboard under the fridge. In addition you can find an under table mat to make cleaning easier.

Kids books, board games and playing cards

You can find books and games for the kids in the sideboard below the TV in the living room.






Local Tips Food & Drinks

Roastery

To-go place for coffee-addicts. The smell of freshly roasted coffee will show you the way to this trendy spot!



Flühmatt

Family restaurant with very friendly staff. Very tasty traditional Swiss dishes. You must try their Älplermagronen! Dream view of the mountains.

Bäckerei Café Dossenbach

The bakery you want to visit!! Everything is so so delicious and tasty. The staff is so nice too.





Take Out Restaurants

Spice Bazaar

Very tasty Indian Food (in-dining or take-out).



Al Monastero

Pizzeria and other tasty Italian dishes (in-dining or take-out).

Brasserie Konrad

Best burgers in town! (in-dining and take-out). Very nice place to have an après-ski drink or two.





Spa and Wellness

Kempinsky

Enhance your wellbeing in this luxurious spa in the only 5-star Hotel in Engelberg.



Indoor Pool and Sauna Eienwäldli

The Eienwäldli rock adventure pool offers fun for all ages.

Le Grand Med. Massage Therapy

Simone Le Grand offers a wide range of professional massages in Engelberg.





CASA SIESTA
ENGELBERG

See you soon!

We hope you enjoyed the beauty of Engelberg and that our apartment truly felt like your home away from home. Our wish is that you found the relaxation you sought during your time here. As you journey back, may your travels be safe, and may the memories of this mountain paradise stay with you. Thank you for being our cherished guests.

Warm regards
Your hosts
Manuel and Maura